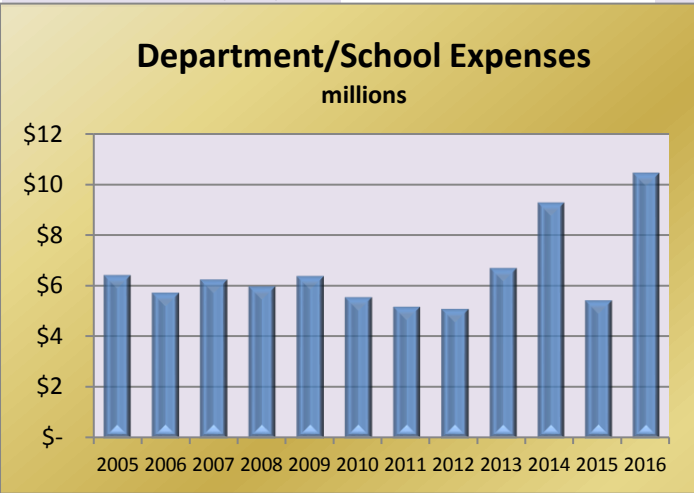
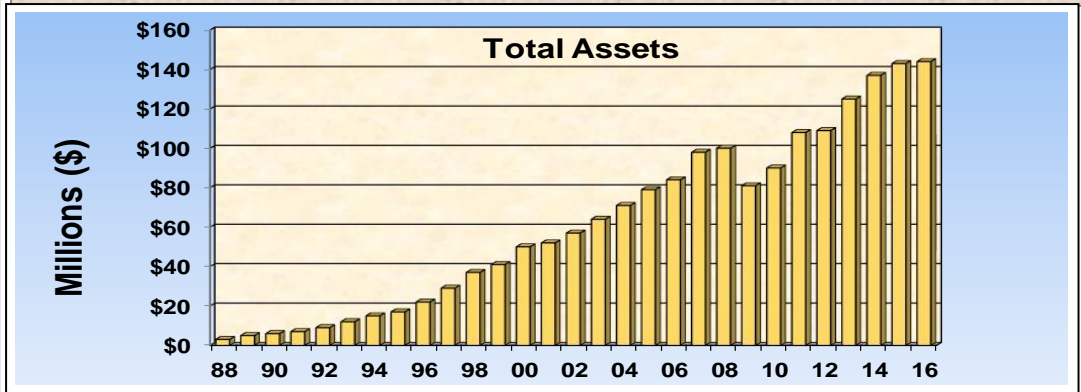
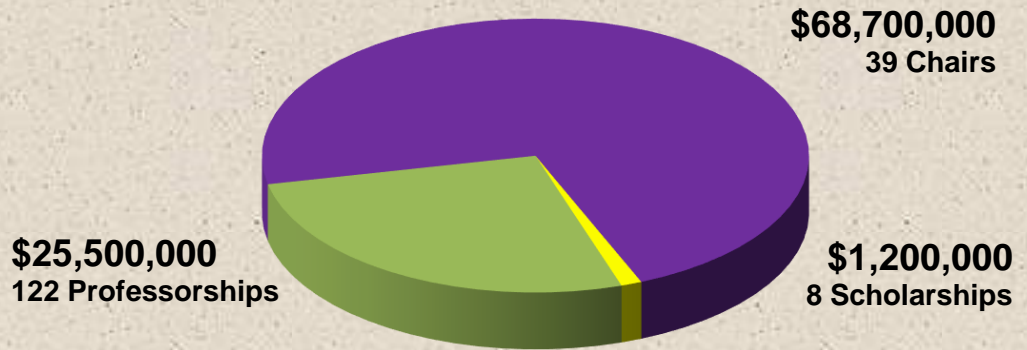


DASHBOARD

Matching Funds Received

2016	\$ 600,000
2015	\$ 120,000
2014	\$ 320,000
2013	\$ 1,400,000
2012	\$ 80,000
2011	\$ 480,000
2010	\$ 80,000
2009	\$ 1,800,000
2008	\$ 1,440,000
2007	\$ 1,080,000
2006	\$ 1,080,000
2005	\$ 1,480,000
2004	\$ 1,440,000
2003	\$ 1,360,000
2002	\$ 1,280,000
2001	\$ 1,560,000
2000	\$ 200,000
1999	\$ 1,680,000
1998	\$ 1,360,000
1997	\$ 1,960,000
1996	\$ 1,360,000

Chairs, Professorships & Matched Scholarships



LSU Health Sciences Center Support Paid From Foundation Unrestricted Funds

2011-16	\$ 3,610,000	Dean Support
2014	\$ 2,500,000	Cardiovascular Center
2010-16	\$ 886,320	LSU Health Advertising
2007-8	\$ 569,150	Medicine Construction
2014	\$ 430,000	Dentistry Modular Clinic
2007-16	\$ 137,300	Governmental Relations
2009-16	\$ 112,274	LSU System Support
2014	\$ 75,000	LSU Video Equipment
2007-16	\$ 78,000	Scholarships
\$ 8,398,044		Recent Campus Support

70% OF ALL LOUISIANA HEALTH CARE PROFESSIONALS TRAINED




Contributions

